



District Report Card: 2017


State: Sikkim	District: West Sikkim
Class: 3	Subject: Mathematics
Schools: 46	Students: 394


Participation/Coverage


Students

<div>GENDER</div> <div></div>	Boys		Girls	
	Number	%	Number	%
	194	49.24	200	50.76

<div>AREA</div> <div></div>	Rural		Urban	
	Number	%	Number	%
	350	88.83	44	11.17

<div>CATEGORY</div> <div></div>	SC		ST		OBC		GEN	
	Number	%	Number	%	Number	%	Number	%
	36	9.14	169	42.89	139	35.28	50	12.69

<div>CWSN</div> <div></div>	LD	VI	HI	S&LD	ID	Oth
	3	1	1	3	0	1

<div>Management</div> <div></div>	Government		Government-aided	
	Number	%	Number	%
	388	98.48	6	1.52

Average Performance of Students in Mathematics (%)

Overall	Gender		Area		Management		Social Group			
	Male	Female	Rural	Urban	Govt.	Aided	SC	ST	OBC	GEN
55.43	54.26	56.57	57.12	41.97	55.41	56.67	60.37	54.52	56.74	51.33

Performance on Learning Outcomes (LOs)

Learning Outcomes	Description	Average Performance(%)
M301	Reads and writes numbers up to 999 using place value	51.20
M302	Compares numbers up to 999 based on their place values	60.15
M303	Solves simple daily life problems using addition and subtraction of three digit numbers with and without regrouping	49.55
M304	Constructs and uses the multiplication facts (up till 10) in daily life situations	49.62
M305	Analyses and applies an appropriate number operation in the situation/ context	51.27
M306	Explains the meaning of division facts by equal grouping/sharing and finds it by repeated subtraction	49.49
M309	Identifies and makes 2D-shapes by paper folding, paper cutting on the dot grid, using straight lines etc.	80.14
M311	Fills a given region leaving no gaps using a tile of a given shape	41.63
M312	Estimates and measures length and distance using standard units like centimeters or meters & identifies relationships	32.97
M317	Reads the time correctly to the hour using a clock/watch	67.26
M318	Extends patterns in simple shapes and numbers	44.24
M319	Records data using tally marks, represents pictorially and draws conclusions	83.25

Range of Performance of Students who Answered Correctly							
Below 30%		30% - 50%		50% - 75%		Above 75%	
Number	%	Number	%	Number	%	Number	%
42	10.66	125	31.73	153	38.83	74	18.78

Lowest Performing Learning Outcomes (LOs)

- 1 - Estimates and measures length and distance using standard units like centimeters or meters & identifies relationships (32.97)
- 2 - Fills a given region leaving no gaps using a tile of a given shape (41.63)
- 3 - Extends patterns in simple shapes and numbers (44.24)
- 4 - Explains the meaning of division facts by equal grouping/sharing and finds it by repeated subtraction (49.49)
- 5 - Solves simple daily life problems using addition and subtraction of three digit numbers with and without regrouping (49.55)